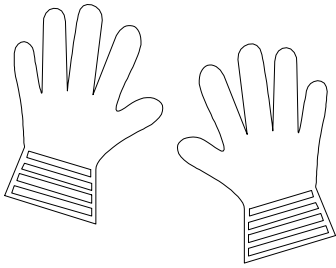




Clean-up after a Fire on the Farm — Safety Concerns and Where to Go for Help



“Hazards may still exist after firefighters leave the scene of a farm fire.”

Hazards may still exist after firefighters leave the scene of a farm fire. Contaminated water runoff and hazardous debris are two of the most common challenges for farmers during clean-up efforts. With a little foresight, you can avoid injury to yourself, your family and your livestock. You also can streamline clean-up and rebuilding efforts.

General Guidelines

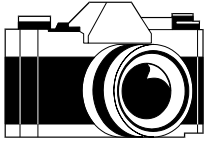
Contaminated Water

When water used in firefighting mixes with pesticides, fuels or other hazardous materials, the result is a harmful runoff. It poses an immediate threat to groundwater (including your wells), surface water, humans, animals and the environment. By law, appropriate steps must be taken for containment and clean-up.

- Notify authorities. If hazardous materials have been released in the course of firefighting, local and state authorities must be notified and consulted for legal clean-up methods. Immediately contact your Local Emergency Planning Committee (LEPC), or your state Division of Emergency Management (see Chapter 1, Resources).
- Try to contain the fire. In some cases, the fire department may build dikes or ditches to help contain water runoff until local emergency response teams (hazardous materials specialists) arrive. In other cases, emergency response teams will be called in to contain and clean up the spill. If a spill is very small, officials may request that you clean up the spill and dispose of waste at the proper facility. In either case, try to direct hazardous runoff away from porous (sand or gravel) soils to avoid groundwater contamination.
- Take safety precautions. Wear protective gear if you must enter a contaminated area, such as a flooded pesticide storage room. Keep livestock away from contaminated waters. Place warning signs on contaminated areas and/or fence them off so that livestock, children or others aren't accidentally exposed.

This document is IFAS publication DH 1318.

Adapted by UF/IFAS from:
Disaster Handbook for Extension Agents
(Wisconsin Cooperative Extension Service)



“Take photographs or make a videotape of damage.”

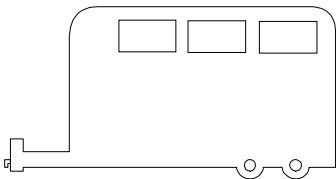
Building Debris

Before beginning clean-up, take photographs or make a videotape of damage. This will be helpful for insurance records and/or income tax loss deductions. Also, have an insurance adjuster inspect the premises. Based on insurance reimbursement and advice from a building inspector or contractor, make decisions about whether to rebuild or restore existing facilities (See Section 13.19 “Salvaging Farm Buildings after a Fire: Assessing Damage and Options for Rebuilding.”). Some clean-up suggestions:

- Turn off the power to damaged buildings. Normally, power is shut off during firefighting. Nevertheless, be absolutely sure you are not dealing with live wires.
- Wear protective gear and use caution. Falling debris, exposed nails, glass, contaminants and sharp edges all pose hazards during clean-up. Wear steel-toed boots, a hard hat, gloves and other protective gear when necessary.
- Ask about local and state requirements for refuse disposal, including any special requirements for livestock killed by fire.
- Hire a professional contractor for demolition. A professional is your best bet for safe, efficient clean-up.

Farm Equipment and Vehicles

Contact your insurance agent to ascertain coverage and decide whether restoration is feasible. Even if vehicles were not burned, heat can damage rubber, plastic, glass and paint. If farm vehicles and field equipment have sustained only minor to moderate smoke damage, specialty cleaning companies can provide steam cleaning. Smoke cannot get into sealed engines, so reconditioning usually is not a concern. For milking equipment, contact the manufacturer about clean-up and testing services.



Additional Resources

- Your County Extension Agent
- Your insurance agent
- Your state Division of Emergency Management